

# Microduct




**RADIUS**  
CTS

Radius Product Code:  
TX1437

7/4mm HDPE UV - Resistant  
MiniGlide®  
Virgin Media

VM SKU 10016269



## Description

MiniGlide® direct bury polyethylene tubing providing pathway for mini fibre optic cables.

With permanent low friction solid inner lining for optimised blowing distances.

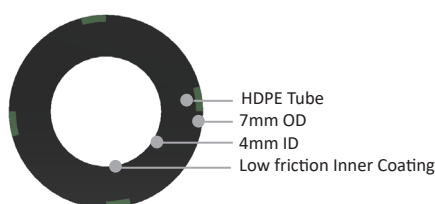
Can be supplied as single loose tubes or as sheathed assemblies of various configurations.

## Dimensions & Material

O.D/I.D Nominal (mm)	O.D Min-Max (mm)	Wall Min-Max (mm)	Weight (g/m)	Min Bend Radius (mm)	Max Long term Tensile (N)	Max Short term Tensile (N)	Ultimate Tensile* (N)	Max Pressure (bar)
7/4	6.9-7.1	1.40 - 1.55	24	105	235	270	305	16

\* at 20°C, 100mm/min

Material	Extruded from 100% prime grade virgin HDPE (High Density Polyethylene) in accordance with ISO1872-1 (ISO1872-2) Class N
Inner Wall	Smooth wall as standard - ribbed optional
Low friction	Permanent co-extruded low friction internal coating with coefficient of friction typically less than or equal to 0.09
Colour	Solid black 4x Green Stripe
Operating Temperatures	Transport, Installation and Service -20°C to +60°C Operation (Blowing) -5°C to +35°C
Ovality	3% production 5% on drum



Schematic drawing, not to scale

# Microduct




**RADIUS**  
CTS

7/4mm HDPE UV - Resistant  
MiniGlide®  
Virgin Media

VM SKU 10016269

Radius Product Code:  
TX1437



## Marking

The following print (Inkjet) is applied at 1-meter intervals:

- PROPERTY OF VIRGIN MEDIA
- Radius
- 7/4mm
- Batch Number
- Line Number
- Meter Count

## Packing

Microduct will be shipped on disposable wooden drums. Duct end will be capped off.

Drum size: ø500×252mm, maximum 20 drum/pallet

## Delivery Lengths

500m drum length.

## Test

Test	Test Standard	Requirement
Tensile Performance	IEC 60794-1-2-E1	235N, 10 min, v=50mm/min
Abrasion	IEC 60794-1-2-E2B	4N, 100 cycles
Crush	IEC 60794-1-2-E3	2000N, 60 s, 1h recovery time There shall be no splitting nor permanent damage. Any permanent residual deformation shall not exceed 15%.
Impact	IEC 60794-1-2-E4	1J (rec. 1h)
Torsion	IEC 60794-1-2-E7	10 cycles
Bend & Repeated Bend	IEC 60794-1-21-E11 & E6	D= 40 x OD = 280mm, 25 cycles D= 40 x OD = 280mm, 3 turns Bend radius ≤20 x OD
Kink	IEC 60794-1-2-E10	D= 20 x OD = 140mm
Pressure	IEC 60794-1-22 - F13	2.5xPressure=40bar, 0.5h, 20 °C 1.3xPressure=21bar, 24h, 40 °C
Friction Properties & Lubrication	Radius Inhouse	1.5m of tube is secured with 450° wrap around a 300mm mandrel with one end of the tube hanging downwards. The other end pointing horizontally towards the tensile testing machine. A N°5 ripcord is installed through the tube and connected to a 200g weight. The twine shall be pulled at 1000mm/min and travel a minimum of 100mm. The average force of 2 pulls shall be recorded to give a coefficient of friction less than 0.09.