



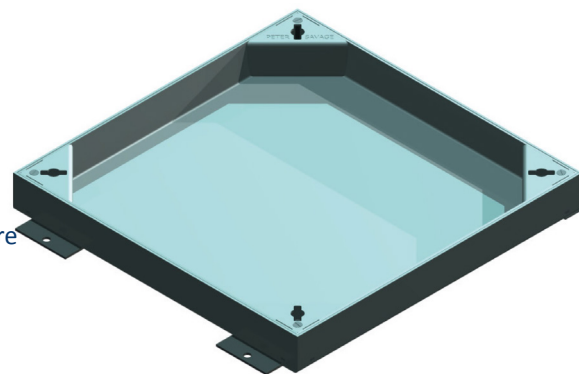
Access Covers & Frames

915x445mm Recessed FACTA Class B

Design Features

Single Recessed Block Pavior Infill cover and frame. Recessed lids are classified to enable either a block or slab infill.

- FACTA Class B (Pneumatic Wheel Load 5T)
- Recessed Manhole Covers for Block Paving & Slabbed Areas
- Usage: For external usage and areas with infrequent slow moving traffic up to 17/26/44T GLVW or 5T SMWL Loading.
- Manufactured under an ISO 9001:2000 Quality System
- Finish: Hot dipped galvanised to BS EN ISO 1461 as standard
- Plain seated as standard
- Unsealed as standard



TECHNICAL FEATURES

Standard Opening Sizes	Block Size	Lid Recess	Frame Depth
915 x 445	up to 50mm	70mm	83mm

Option(s)

Edging in stainless steel Grade 304 or 316

Locking - Slotted Head/ Allen Head/ Hex Pin

Unsealed

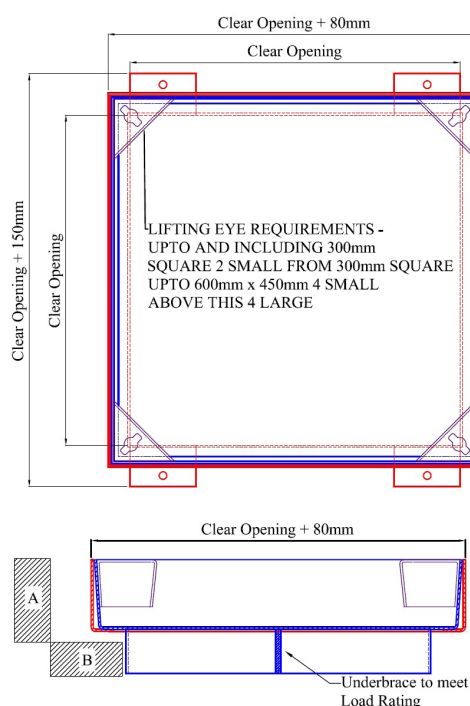
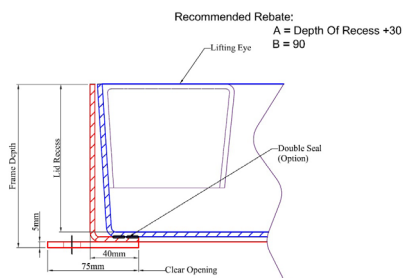
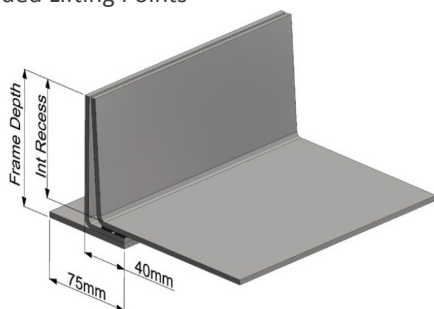
Single or double Polyethylene Seal

Badged i.e. Water, Gas

M12 Threaded Lifting Points

FEATURES

- Solid steel base plate
- Robust lifting eyes, pierced to accept standard profile keys
- Angled inner of lid to aid cover removal
- Specially produced from 4mm thick rolled steel section
- Single Sealed as standard
- Stainless Steel Edging Available



Schematic drawing, not to scale