



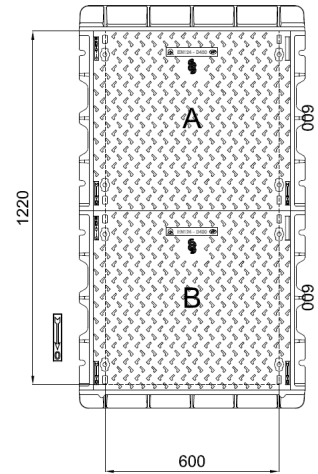
Access Covers & Frames

1220x600mm Ductile D400

Design Features

Ductile iron cover and frame.

- Ductile Iron GS 500-7 to ISO 1083
- Class D400 to EN124:1994
- Design load: 400 kN to EN 124
- Installation area: Group 4 - Carriageways of roads, hard shoulders and parking areas, for all types of road vehicles.



TECHNICAL FEATURES

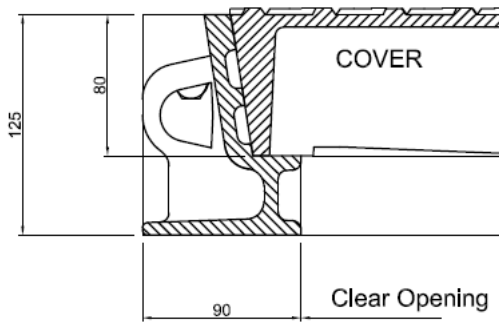
- Mass : Cover : 221kg.
- Frame type : slide-out

Clear Opening Sizes	Overall Frame Size	Frame Depth
1220 x 600 mm	1390 x 780mm	125 mm

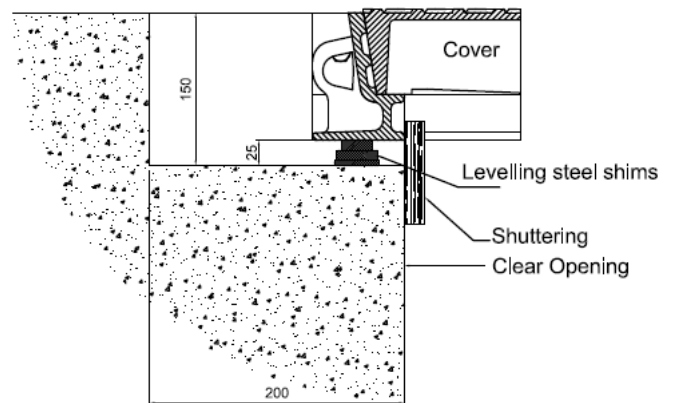
Details

Section on frame bar and cover

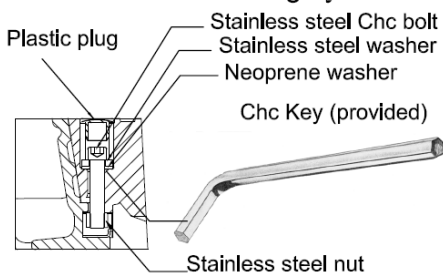
SG Iron to ISO 1083 / EN1563, Grade 500-7



Peripheral reservation



Details of Chc locking system



Schematic drawing, not to scale